




ARCHITECTURAL  
GRATES + DRAINS

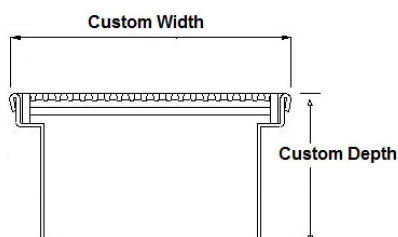


# Stormtech Pits

## Linear Drain



**Code** Stormtech Pits  
**Range** Custom Fabrication  
**Grate Style** CR  
**Category** Custom Made  
**Channel Material** Stainless Steel




Grates longer than 1500mm supplied in sections. Tile Inserts longer than 1200mm supplied in sections. Channels over 3000mm supplied in sections with joiner. +/-2mm tolerance on dimensions.

### Large Square Grate and Channels

Custom made square grate and channels to any dimension from either 316SS or 304SS.

Available in load Class A, B, C or D

### STORMTECH COLOUR FINISHES



Electroplate finishes subject to natural variation with time and local environment. Factors such as pools/surf beaches may require electropolishing. Contact us for suitability.

### PRODUCT APPLICATIONS

Bathroom Drainage	Pool and Spa Area Drainage
Aged / Health Care Drainage	Hospitality Drainage
Balcony Drainage	Paved Area Drainage
Commercial Drainage	Shower Drainage
Courtyard / Patio Drainage	Multi-Residential Drainage
Driveway Drainage	Special Needs Drainage

Copyright © Stormtech Pty Ltd. Patent 733361. Drawings not to scale, please use dimensions shown.  
 Downloaded 04/07/2025 (please check for updates)



Visit **stormtech.com.au**  
for tools + inspiration.

Phone **1300 653 403**

Email **info@stormtech.com.au**