



ARCHITECTURAL
GRATES + DRAINS



150Custom-316-C

Linear Drain



316 stainless steel 150mm wide grate and custom channel depth.

Depth between 27mm and 160mm.

Available with a 5mm wire x 5mm gap and 5mm wire x 5mm gap Grate Grip slip resistant dimple finish.

Suits Load Class C.

For site specific needs or unusual situations, choose from our Custom Fabrication range.

Stormtech can customise any drainage requirements to achieve maximum efficiency.

Code 150Custom-316-C

Range Custom Fabrication

Grate Style CR

Category Custom Made


Channel Material Stainless Steel

Steel Grade 316

SPECIFICATIONS + DIMENSIONS

Channel Width	160mm
Channel Depth	27mm - 160mm
Length(s)	As Required
Outlet Size	DN40, DN50, DN65, DN80, DN100

STORMTECH COLOUR FINISHES

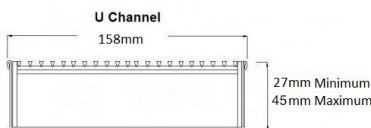
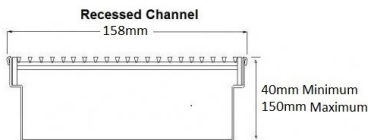


Electroplate finishes subject to natural variation with time and local environment. Factors such as pools/surf beaches may require electropolishing. Contact us for suitability.

PRODUCT APPLICATIONS

- | | |
|----------------------------|-------------------------|
| Bathroom Drainage | Paved Area Drainage |
| Balcony Drainage | Shower Drainage |
| Commercial Drainage | Special Needs Drainage |
| Courtyard / Patio Drainage | Threshold Drainage |
| Driveway Drainage | Suspended Slab Drainage |
| Pool and Spa Area Drainage | Wet Area Drainage |

Copyright © Stormtech Pty Ltd. Patent 733361. Drawings not to scale, please use dimensions shown. Downloaded 21/05/2026 (please check for updates)



Grates longer than 1500mm supplied in sections. Tile Inserts longer than 1200mm supplied in sections. Channels over 3000mm supplied in sections with joiner. +/-2mm tolerance on dimensions.



Visit stormtech.com.au
for tools + inspiration.

Phone **1300 653 403**

Email info@stormtech.com.au